









Pre-black belt (kyū) rank progression

Kyū rank	Minimum time from start *	Kata required			Belt color
8 th	2 months	Fukyūgata I, II			
7 th	3 months	Fukyūgata I, II	Pinan II		
6 th	4 months	Fukyūgata I, II	Pinan II, I		
5 th	5 months	Fukyūgata I, II	Pinan II, I, III		
4 th	6 months	Fukyūgata I, II	Pinan II, I, III	Naihanchi I	
3 rd	8 months	Fukyūgata I, II	Pinan II, I, III, IV	Naihanchi I	
2 nd	1 year	Fukyūgata I, II	Pinan II, I, III, IV, V	Naihanchi I	
1 st	16 months	Fukyūgata I, II	Pinan II, I, III, IV, V	Naihanchi I, II	

* This table presents the BEST CASE SCENARIO for time required to progress through the ranks. People progress at different rates, so the time required to achieve a particular rank will likely be longer than shown in this column.